

HENGSTLER

Versatile Panel Meter with Dual Colour Display
Impressing Accuracy and Clarity Assured



New:
Family of Counters
and
Process Indicators

tico 735

tico 735



Panel Meter for Impulses and Process Values

Counting - Measuring - Indicating - Monitoring - Transmitting

Because of the unlimited number of measurements it can handle, the **tico 735** device family is equally well suited to applications in the world of impulse and time counting as to those in the processing area.

If you are looking for display clarity and high levels of accuracy, then the **tico 735** is the right choice for you. The dual-colour display is unique, highlighting an alarm situation or an excess value at a single glance. You can program your own choice of display colour to indicate normal or alarm conditions.

All the common tasks associated with impulses are covered with eight counter versions. These include totalising, measuring quantities and lengths, positional display, tachometer, rotations, flow throughput with parallel quantity measurement and elapsed time. When it comes to process value display, the **tico 735** can be considered to be in pole position in terms of accuracy and breadth of application. As many as **56 different areas of measurement** are possible with just 5 versions, namely DC process, temperature, AC volt/amp, DC volt/amp and strain gauge bridge.

Applications

- Counting and Monitoring in the field of automation
- Capturing Elapsed Time, Maintenance Intervals, One Shot
- Flow, Level Indication, Fluid Motion, Torsion, Pressure, Weight
- Temperature Indication and Monitoring
- Power Plants, Special Machines, Laboratory Equipment
- Plant Building, Water Treatment, Air Conditioning
- Process Measuring and Monitoring, Process Visualisation

Features

- Brilliant 18.5 mm high dual-colour **red/green** LED display with programmable colour settings
- As standard, all models have limit or preset values
- Scaling available as standard
- Universal Power Supply 90...264 V AC or 20...50 V AC/DC
- Simple structured operation with switchable help function

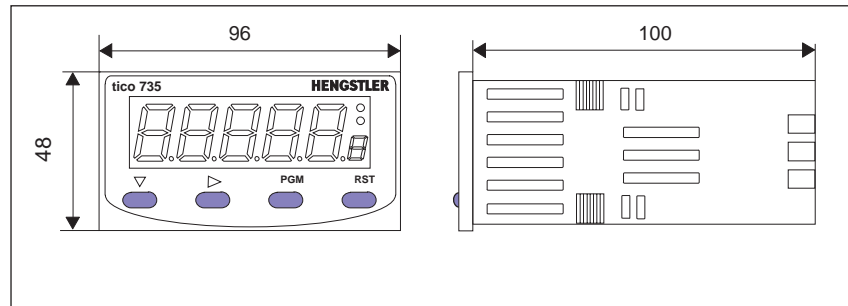
- External Program Lockout
- DIN housing 48 x 96 mm, mounting depth < 100 mm
- Conveniently sized Screw Terminals
- Large keys offer safety and ease of operation
- Flexible Assignment of the output signals

- NPN and Relay Outputs
- High measurement rate with analogue inputs
- Analogue Versions can be user-calibrated according to BS 4937, IEC 584 → ISO 9001
- Option: Linear Output 0/4-20 mA, 0/1-5 V, 0/2-10 V, 10 bit resolution
- Option: RS 485 ASCII protocol serial interface for all versions. "Remote Display" version receives process values over RS 485

Technical Data

tico 735

Dimensions



Display and Keyboard

Primary Display	Red/Green, 7 segment LED, 5 digits, height 18.5 mm
Secondary Display	single digit 7 segment LED, height 7 mm, red/green
Output Indicators	2 red LEDs for OUT 1 and OUT 2 status
Keyboard	4 rubber keys for programming and manual reset

Physical

Front Dimensions	DIN 48 mm x 96 mm, 110 mm total depth
Mounting	Front panel mounting (mounting bracket supplied)
Panel Cutout	45 mm x 92 mm, panel thickness max 12 mm
Construction	Front carrier with PCBs can be pulled out
Terminals	Screw Type (combination head)

Operating conditions

Power Supply	90 - 264 V AC 50/60 Hz (electrically separated from all inputs and outputs) or 20...50 V AC / 22...55 V DC
Temperature	Operation: 0 °C to +55 °C (32 °F to 131 °F) Storage: -20 °C to +60 °C (-4 °F to 176 °F)
Relative Humidity	0 to 90 %, non-condensing

Approvals

Protection	Frontpanel IP 66
CE	EN 50082-1/92-95; EN 50081-1/92, -2/94
Safety	DIN EN 61010 part 1; protection according to class II
General	UL, CUL, Overvoltage cat. II, Contamination level 2

Option: RS 485

Type	RS 485, serial asynchronous, Open ASCII, Master-Slave, up to 99 zones
Parameters	9600...1200 Bd, 1 start, 7 data, 1 stop, even parity

Option: Linear Output

Insulation	optically isolated, 250 V AC or 400 V DC from all inputs and outputs
Output Ranges	0-20 mA, 4-20 mA, 0-10 V, 2-10 V, 0-5 V, 1-5 V
Accuracy	± 0.25 % (mA on 250 Ohms, V at 2 kOhm); Deviation ± 0.5 %
Resolution	8 bits after 250 ms (10 bits after 1000 ms typically)
Updates	approx. 4 per second
Load	mA: max 500 Ohm, V: min. 500 Ohm

tico 735 Counters



Version Overview

Flexible Counter Family - designed for different applications

You can choose from a selection of eight versions with each version offering special features that are trimmed to match the needs of the target application.

The Counters are divided into:

- Counting, Position Indication
- Tachometer, Rate Meter, with or without integrated Totaliser
- Preset Counters, Batch Counter
- Time Preset Counter

Totaliser

Position Indicator

Rate Meter

Rate Meter + Totaliser

Preset Counter

(1 Preset, 2 Presets)

Batch Counter

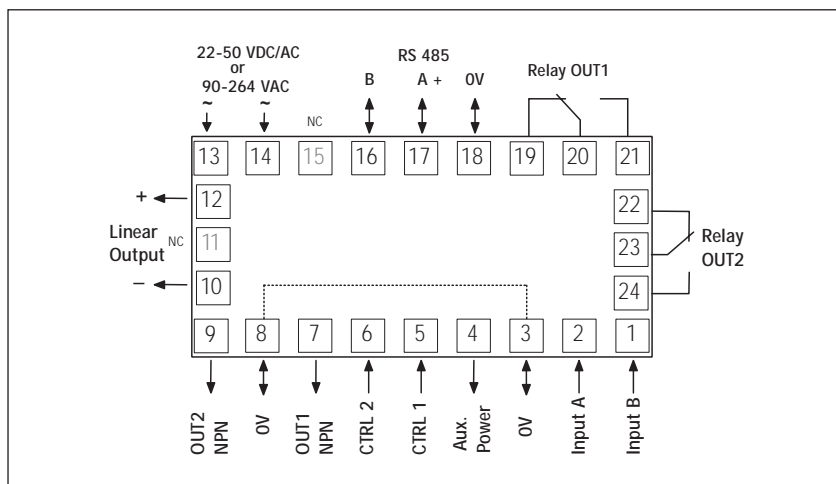
Preset Time Counter

Input Modes, Features	Value Range
A+B, A-B, Direction, Quad	0...99999
Preset Value used for colour switching	0...99999
Quad	-19999...99999
Upper and Lower Range Limits	-19999...99999
Set Value	-19999...99999
Option: Linear Output, scalable, isolated	0/4-20 mA, 0/1-5 V, 0/2-10 V
A, A/B, 1/A (displays the impulse duration)	0...99999
Extended Rate Calibration Factor	0.0001...99999
Upper and Lower Range Value	0...99999
Display refresh and Zero display time	0.1 ... 10 Sec
Minimum impulses for display start	1 .. 99
Alarm suppression during startup, Hold function	0...99 Sec
Option: Linear Output, scalable, isolated	0/4-20 mA, 0/1-5 V, 0/2-10 V
A+B, A-B, Direction, Quad	0...99999
Totaliser	0...99999
Extended Rate Calibration Factor	0.0001...99999
Upper and Lower Range Value	0...99999
Display refresh and Zero display time	0.1 ... 10 Sec
Minimum impulses for display start	1 .. 99
Alarm suppression during startup	0...99 Sec
Option: Linear Output, scalable, insulated	0/4-20 mA, 0/1-5 V, 0/2-10 V
A+B, A-B, Direction, Quad	0...99999
1 or 2 Presets (P 1 as absolute Preset or Prewarn)	0...99999
Up/down with or without auto reset mode	0 -> P 2, P 2 -> 0
Out 1 and Out 2 separately programmable	latch or 0.01...99.99 Sec
A+B, A-B, Direction, Quad	0...99999
Up/down with or without auto reset mode	0 -> P 1, P 1 -> 0
Preset, Batch Preset, Totaliser	0...99999
Out 1 and Out 2 separately programmable	latch or 0.01...99.99 Sec
Time formats programmable (minimum time 0.1 Sec)	9999.9 s, 9999.9 m, 9999.9 h, mmm:ss, hhh:mm
Time Preset with Output Signal	0...99999
Count Direction up/down	0 -> P 1, P 1 -> 0
Count Mode	Single, Accumulating

Technical Data

tico 735 Counters

Terminals



Count Inputs

Active Edge	NPN or PNP programmable; capable of TTL; 30 V DC max
with PNP	High ≥ 3.0 V, Low < 2.0 V or open; 10 kOhm to 0 V
with NPN	High ≥ 3.0 V or open, Low < 2.0 V; 4.7 kOhm to V+
Frequency	20 Hz, 200 Hz or 10 kHz programmable

Magnetic Input Control Inputs

Type	Capacitive; 0.5 to 30 V (only available for Rate Meters)
CTRL 1	NPN; High ≥ 3.0 V or open, Low < 2.0 V; 4,7 kOhm to V+ edge sensitive; 25 ms min., max 30 V DC (Reset or hold)
CTRL 2	NPN; High ≥ 3.0 V or open, Low < 2.0 V; 4,7 kOhm to V+ level sensitive; 25 ms min.; max 30 V DC (Progr. security))

Outputs

OUT 1 NPN	NPN, open collector; 30 V DC max; 100 mA max
OUT 2 NPN	response time $< 75 \mu\text{s}$
Relay 1, Relays 2 (opt.)	Changeover (Form C); 240 V AC / 3A or 110 V AC / 5 A; pull-in time 8 ms
Auxiliary Power Supply	9...15 (unregulated V DC), 125 mA max; residual ripple < 0.5 V

Special Features

- Display colour programmable
- Count Calibrator 0.0001 to 9.9999 as standard
- Preset Lockout and Reset Disable programmable
- Program Security via CTRL 2
- Hold function on Tacho version
- Optional Linear Output

Ordering Data

Type 0735 P	Output Relay 2	Communications
	0 none 1 with Relay 2 (only with function 4, 5, 8, 9)	0 none 5 with RS 485
0 7 3 5 P		
Function	Linear Output	Power Supply
1 Totaliser	0 none	0 90...264 V AC
2 Position Indicator	3 with 4-20 mA (only with function 2, 4, 5)	2 20...50 V AC or 22...55 V DC
4 Tacho/Rate Meter		
5 Rate + Totaliser		
6 Time Counter		
7 1 Preset Counter		
8 2 Preset Counter		
9 Batch Counter		



Five digit display – Flexible Configuration - High Accuracy

Practically all analogue measurement tasks, particularly reliable process monitoring, can be solved with just 5 basic versions. Alarm and output functions can be programmed to meet your requirements, enabling band alarm or limit values, with or without storage feature.

With the optional linear output, you can integrate the **tico 735** into process visualisation or control systems as it can then function as a transmitter.

DC Process

Evaluation, Features	Value Ranges
High Accuracy	0,01 %
Input Ranges programmable	0/4-20 mA, 10-50 mA, 0/2-10 V, 0/1-5 V, ±100 mV, ±1 V, ±10 V
Non-Linear Scaling up to 10 points	-19999...99999
Process Offset Value	-19999...99999
Elapsed time of Alarm1 (Seconds)	0 sec. ... 999.9 min
Totalising of Process Values by interval	seconds, minutes, hours
Option: Tare function -> Process Offset	-19999...99999

Temperature

High Accuracy	0,1 %
Input Ranges programmable	J, T, K, N, B, R, S, PT100
Sensor break detection	2 seconds max
Input Range can be trimmed	Range min to Range max
Elapsed time of Alarm 1 (Seconds)	0 sec. ... 999.9 min

DC Volt/Amps

High Accuracy	0,1%
DC Volt range	100 mV...600 V
DC Amps range	1 mA ...1 A, 2 A with shunt
Process Offset	-19999...99999
Elapsed time of Alarm1 (Seconds)	0 sec. ... 999.9 min

AC Volt/Amps (RMS)

AC Volt range	1 V...600 V
AC Amps range	1 mA ...1 A
Process Offset	-19999...99999
Elapsed time of Alarm1 (Seconds)	0 sec. ... 999.9 min

Strain Gauge

Input Range	0...100 mV
Auxiliary Power Voltage programmable	5 V, 10 V
Non-Linear Scaling up to 10 points	-19999...99999
Process Offset	-19999...99999
Elapsed time of Alarm1 (Seconds)	0 sec. ... 999.9 min
Totalising of Process Values by interval	seconds, minutes, hours
Option: Tare function -> Process Offset	-19999...99999

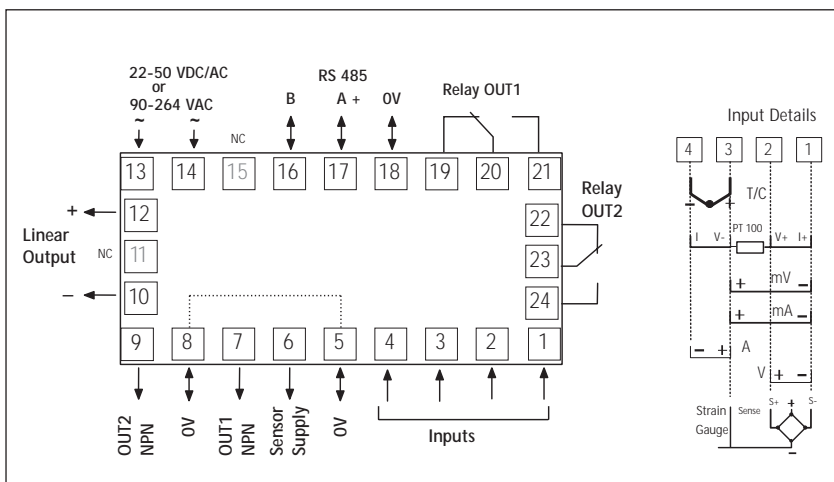
Remote Display

Process value via serial interface	via RS 485 (ASCII)
Alarm 1 and 2 monitored autonomously	-19999...99999
Min/Max stored automatically	-19999...99999

Technical Data

tico 735 Process Indicators

Terminals



Signal Inputs

General	Common mode rejection > 120 dB at 50/60 Hz; Line voltage rejection > 140 dB Series mode rejection up to 500 % of span Temperature coefficient: ± 25 ppm / °C
Calibration	according to BS 4937, NBS 125 and IEC 584 (all units are factory calibrated) , units can be calibrated by customer; uncalibrated measuring is indicated

Outputs

OUT1 NPN	Open Collector; max 30 V DC; max 100 mA
OUT2 NPN	response time < 75 μ s
Relay 1, Relays 2 (opt.)	Changeover (Form C); 240 V AC / 3A or 110 V AC / 5 A; pull-in time 8 ms
Auxiliary Power	24 V DC, 30 mA max for strain gauge: 5 V DC or 10 V DC, 60 mA max

Option: Control Input (not with Option RS 485)

NPN	High ≥ 3.0 V or open, Low < 2.0 V; 4.7 kOhm to V+ reponse time 25 ms
-----	--

Special Features

- Programmable display colour for normal and alarm operation
- Alarm programmable as high or low; can be deactivated or blocked
- Output signals programmable; can be inverted and/or stored
- Process offset
- Display filter programmable up to 100 sec.
- Tare function and non-linear scaling with 0735 A2 and 0735 A6
- Optional Linear Output (see page 3)
- Optional Communication interface RS 485 (see page 3)

Orderung Data

Typ 0735 A	Output Relay 2 0 none 1 with Relay 2	Communications 0 none 5 with RS 485 6 Digital Input
0 7 3 5 A		
Function 1 Temperature 2 DC Process 3 AC Volt/Ampere 5 DC Volt/Ampere 6 Strain Gauge 7 Remote Display	Linear Output 0 none 3 with 4-20 mA (not for Remote Display)	Power Supply 0 90...264 V AC 2 20...50 V AC or 22...55 V DC

The "tico" product family

This product range caters for practically all user wishes, since characteristic features of all "tico" products are: flexibility, versatility, ease of

operation, modern, functional design and attractive price combined with high performance.



tico 731 (1)

Flexible counter family, 24 x 48 mm

- 5 basic versions
- up to 6 different functions for each basic type, e.g. totalizer, time counter, tacho, numerical indication, position indicator

tico 732 (2)

Multi-functional counter, 48 x 48 mm

- Choice of LED- or LCD display
- Configurable as counter, tacho, time counter, batch counter or shift counter

tico 734 (3)

Versatile counter and rate meter family

- 12 mm high LCD display with backlight
- 36 x 72 mm DIN dimensions
- only 36 mm mounting depth
- 10 different versions available

tico 740, 741 (4)

Multi-functional timer family

- analogue (740) or digital (741)
- only 48 x 48 mm big
- high functionality – yet easy to operate

This documentation may not be changed, amended, or copied without prior written consent of HENGSTLER GmbH, and may not be used in contradiction to this company's rightful interests.

HENGSTLER

Hengstler GmbH
Postfach 11 51,
D-78550 Aldingen/Germany
House address: Uhlandstraße 49
D-78554 Aldingen
Tel. +49-7424-89 0
Fax +49-7424-89 500

Sales:
Tel. +49-7424-89 572
Technical Support:
Tel. +49-7424-89 462
Fax +49-7424-89 470
<http://www.hengstler.de>
e-mail: info@hengstler.de

Member of  **DANAHER CORPORATION** U.S.A.



DQS certified to DIN EN ISO 9001
Reg. No. 1540-01

DOC.1162.02 E